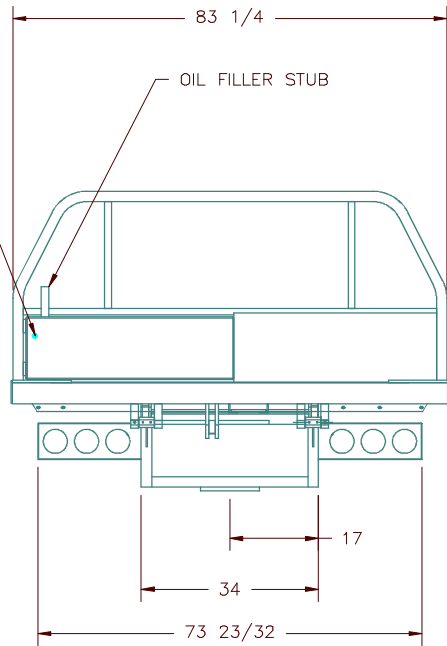
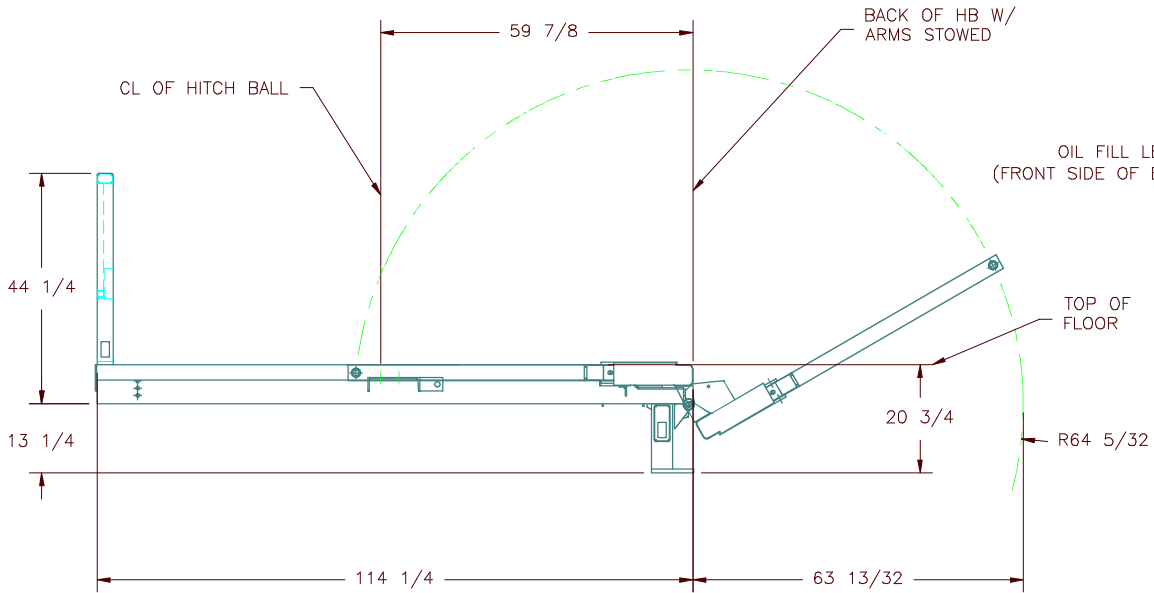
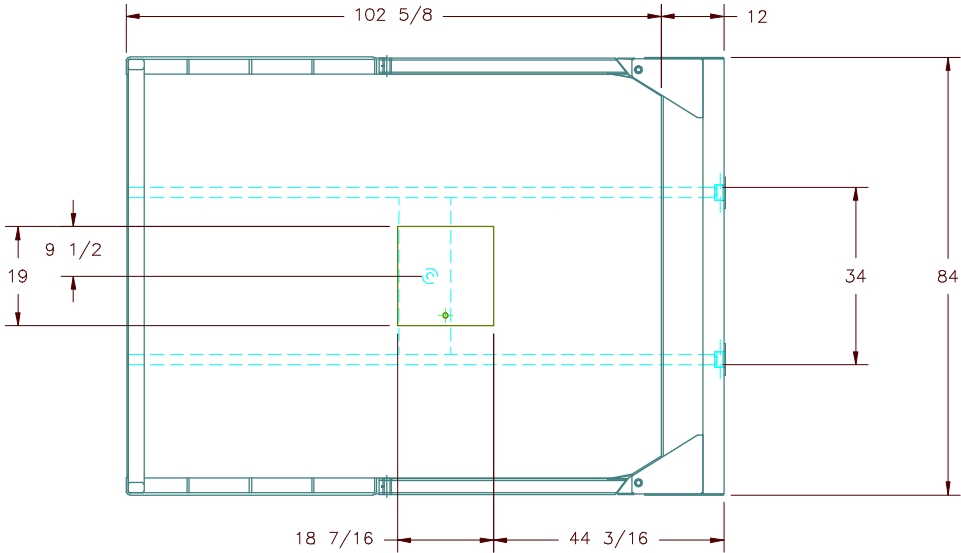


This drawing contains confidential proprietary information of Triple C, Inc. and is subject to return upon request. The furnishing of this drawing is not to be construed as the grant of any license, express or implied, to manufacture, have manufactured, use or sell the structures shown herein.



TRIPLE C INC

P.O. BOX 248, SABETHA, KS 66534  
(785) 284-3674 FAX (785) 284-3931

DO NOT SCALE DRAWING	SHEET OF	SCALE: 1:25	DRAWN BY: CHRIS ABERLE 02/08/07
TOLERANCES Unless otherwise specified XX .010 XX < .005 XXXX .0005 X/X 1/32 ANGLE 0°30'	TITLE: HB-300, GEN DIM		
	DRAWING NUMBER: 10-0300		REV: